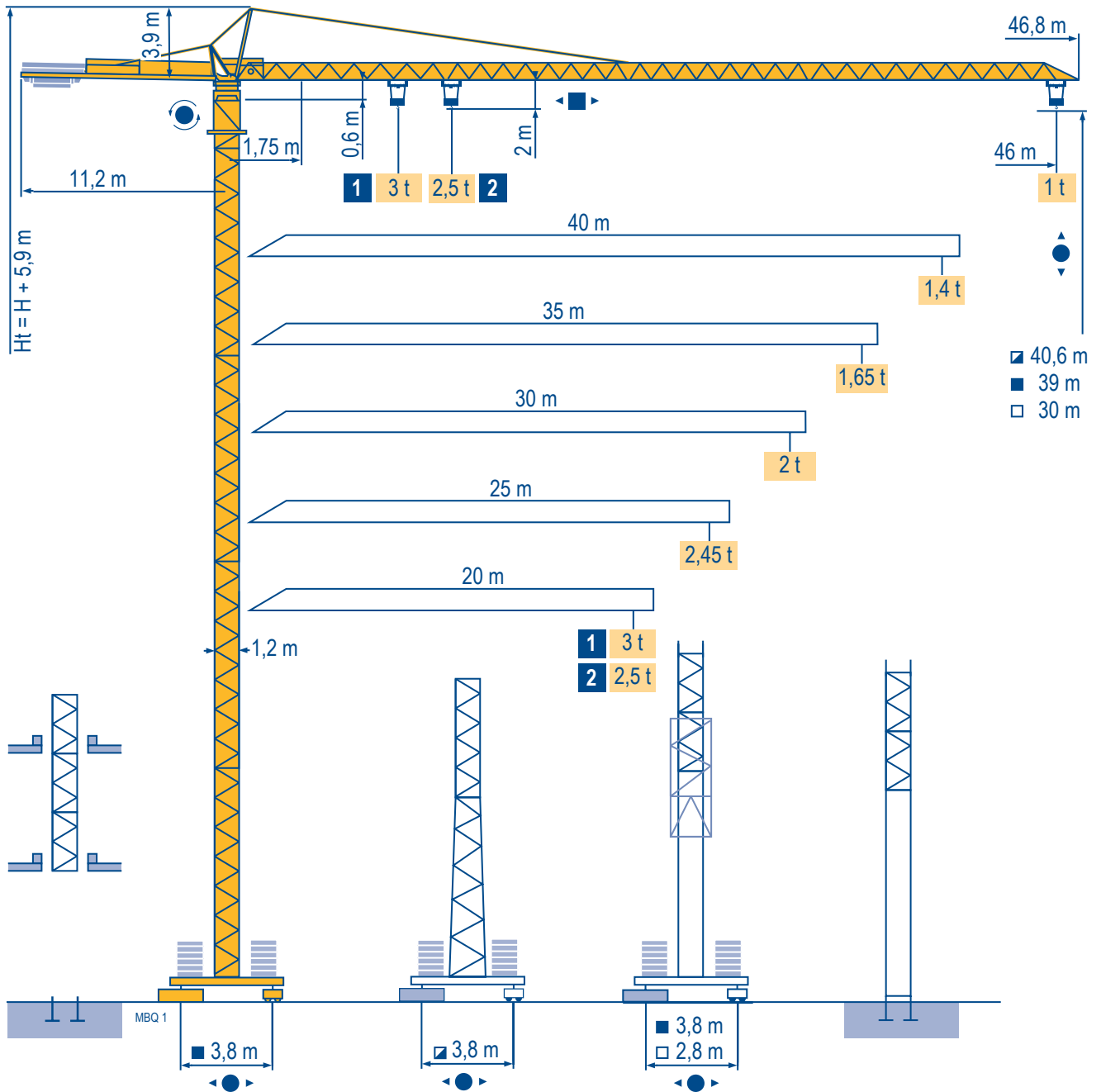


MC 68 C



CITY CRANE

CE FEM 1.001-A3

Mat / Réactions \square 1,2 m

Maste /
Eckdrücke \blacktriangle

20 m \Rightarrow 46 m

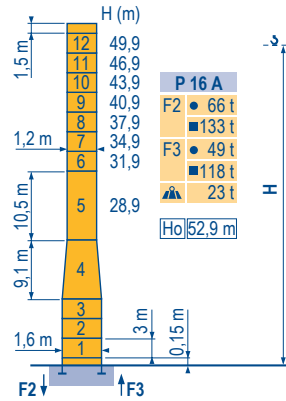
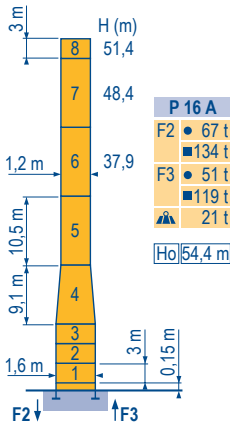
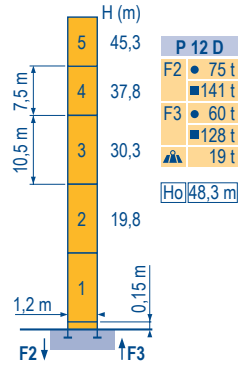
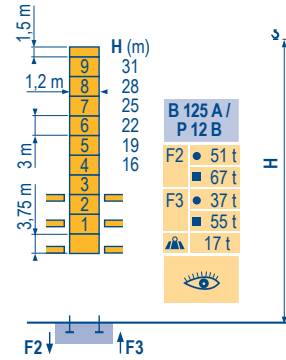
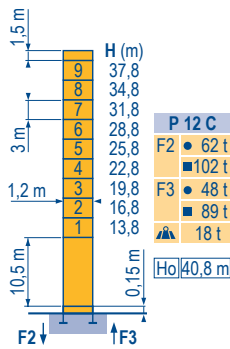
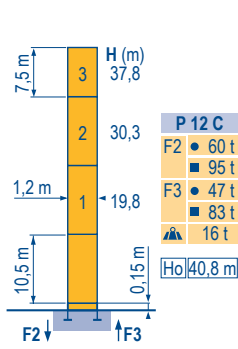
Masts /
Reactions

Mástil /
Reacciones

Torre / Reazioni

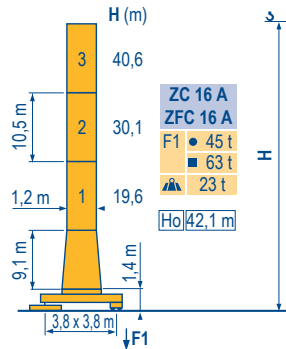
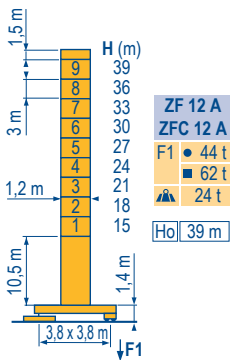
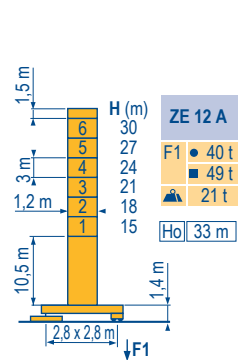
Tramo /
Reações

MBQ 1

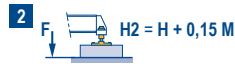


\square 1,2 m

20 m \Rightarrow 46 m



ZE - ZF - ZC - ZFC



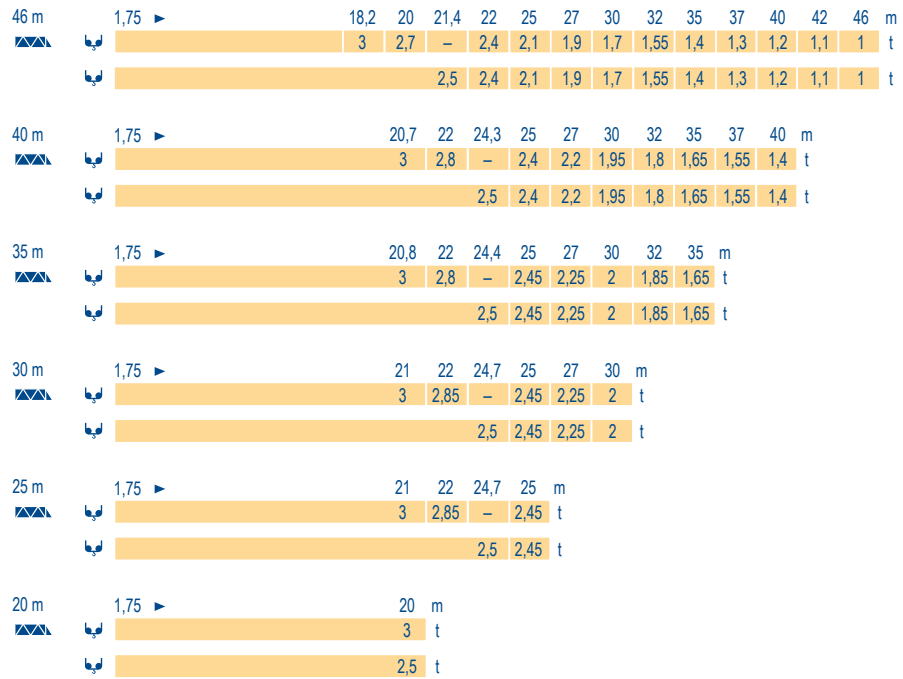
CITY CRANE MC 68 C

POTAIN

F	D	GB	E	I	P
Réactions en service	Reaktionskräfte in Betrieb	Reactions in service	Reacciones en servicio	Reazioni in servizio	Reações em serviço
Réactions hors service	Reaktionskräfte außer Betrieb	Reactions out of service	Reacciones fuera de servicio	Reazioni fuori servizio	Reações fora de serviço
A vide sans lest (ni train de transport) avec flèche et hauteur maximum.	Ohne Last, Ballast (und Transportachse), mit Maximalausleger und Maximalhöhe.	Without load, ballast (or transport axles), with maximum jib and maximum height.	Sin carga, sin lastre, (ni tren de transporte), flecha y altura máxima.	A vuoto, senza zavorra (ne assali di trasporto) con braccio massimo e altezza massima.	Sem carga (nem trem de transporte)- sem lastro com lança e altura máximas.
Ho	H	H	H	H	H
H sans cabine	H Ohne Fahrerhaus	H without cab	H sin cabina	H senza cabina	H sem cabine

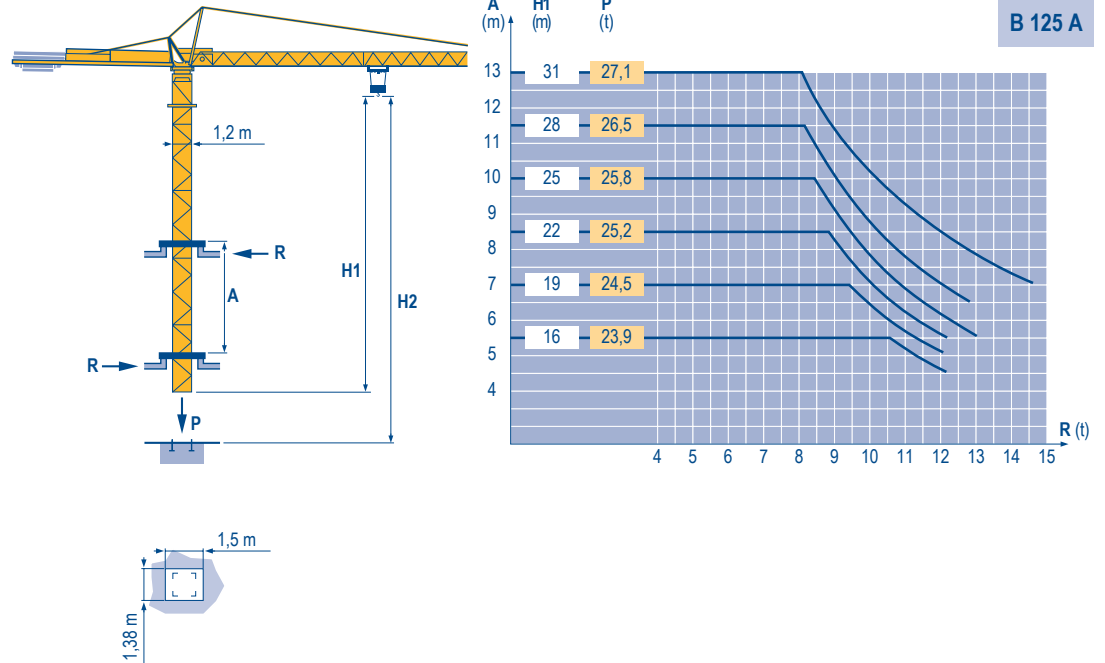
Courbes de charges
Lastkurven
Load diagrams
Curvas de cargas
Curve di carico
Curva de cargas

MBQ 2



Télescopage sur dalles
Kletterkrane im Gebäude
Climbing crane
Telescopage gruas trepadoras
Gru in cavedio
Telescopagem sobre lages

MBQ 1



CITY CRANE
MC 68 C



	F	D	GB	E	I	P
A	Distance entre cadres	Abstand zwischen den Rahmen	Distance between collars	Distancia entra marcos	Distanza fra i telai	Distância entre quadros
H1	Hauteur grue	Kranhöhe	Crane height	Altura grúa	Altezza grua	Altura da grua
P	Poids de la grue(en service)	Krangewicht (in Betrieb)	Crane weight (in service)	Peso de la grúa (en servicio)	Peso della gru (in servizio)	Peso da grua (em serviço)
R	Réaction horizontale	Horizontalkräfte	Horizontal reaction	Reaccion horizontal	Reazione orizzontale	Reacção horizontal
	Voir télescopage sur dalles	Siehe Kletterkrane im Gebäude	See climbing crane	Veja grua trepadora	Consultare gru in cavedio	Ver telescopagem sobre lages

Mécanismes
Antriebe
Mechanisms
Mecanismos
Meccanismi
Mecanismos

MBQ 3

						ch - PS hp	kW	
	15 PC 13-5	m/min	7,1	21	42	15	11	130 m
		t	2,5	2,5	1,3			
	25 PC 13-7	m/min	7,9	31,5	63	25	18	229 m
		t	2,5	2,5	1,3			
	20 LVF 13	m/min	5 →	31 →	57 →	20	15	230 m
		t	2,5	2,5	1,3			
15 PC 15	m/min	6	18	36	15	11	130 m	
	t	3	3	1,5				
25 PC 15	m/min	7	27,5	55	25	18	206 m	
	t	3	3	1,5				
	3 D2 V5	m/min	21 - 42			3	2,2	
	RCV 40	tr/min U/min rpm	0 → 0,8			6	4,5	
	TVD 324	m/min	26			2 x 4	2 x 2,9	
	RT 224	m/min	25			2 x 4	2 x 2,9	
CEI 38			kVA					
400 V (+6% -10%) 50 Hz			15 PC : 25 KVA 25 PC : 35 KVA 20 LVF : 30 KVA					

F

Levage
Distribution
Orientation
Translation

D

Heben
Katzfahren
Schwenken
Kranfahren

GB

Hoisting
Trolleying
Slewing
Travelling

E

Elevación
Distribución
Orientación
Traslación

I

Sollevamento
Distribuzione
Rotazione
Traslazione

P

Elevação
Distribuição
Rotação
Translação



Document commercial non contractuel. Pour toute information technique se référer à la notice correspondante.

Unverbindliches Vertriebsdokument. Für technische Informationen, siehe die entsprechenden Anweisungen.

This commercial document is not legally binding. For any technical information, please refer to the corresponding instructions.

Documento comercial no contractuel. Para cualquier información técnica, ver la noticia correspondiente.

Documento commerciale non vincolante, per tutte le informazioni tecniche fare riferimento al catalogo istruzioni.

Documento comercial não contractual. Para qualquer informação técnica complementar consultar as respectivas instruções.

Manitowoc
Crane CARE

POTAIN
Manitowoc Crane Group



Americas

Tel : +1 888 479 7278
Tel : +1 717 593 2000

Europe - Middle East - Africa

Tel : +33 (0) 4 72 81 50 00
Tel : +44 (0) 191 522 2000

Asia - Pacific

Tel : +65 6264 1188
Fax : +65 6862 4040

www.manitowoccrane.com

18, rue de Charbonnières - B.R.173
69132 ECULLY Cedex - France

Tél. : +33 (0) 4 72 18 20 20
Fax. : +33 (0) 4 72 18 20 00
www.manitowoccrane.com

CITY CRANE MC 68 C

Code S-89985-13_Ref. 2004 42 MBQ 5

Copyright.Reproduction interdite © POTAIN 2004